

# Intra ACP – Pacific Agriculture Policy Program

Suva 15 April 2015

Inventory of key national policies

Bruce Chapman

# Process

- Review (desktop, questionnaire, interviews – December Workshop)
- Summary – Matrix 1
- Report and analysis – Matrix 2

# “key national policies”

- National Sector Policy for Agriculture / Forestry (crops, horticulture, livestock, fisheries) [6]
- Agency plan / strategy [5]
- National Sustainable Development Strategy – or similar [4]

# “key national policies” Not

- Not single commodity plans (e.g. sugar)
- Not fiscal/ regulatory policy or laws (e.g. land tenure)
- Not regional strategies
- Not background papers

# “key national policies”

- National Sector Policy for Agriculture / Forestry [6]

Fiji, FSM, PNG, Samoa, Solomon Islands

# “key national policies”

- Agency plan / strategy [5]

Cook Islands, Kiribati, RMI, Palau,  
Tonga

# “key national policies”

- National Sustainable Development Strategy [4]

Nauru, Niue, Timor Leste, Tuvalu

# Sector Documents - Informal

- Samoa and PNG – long and detailed
- Palau – short and to the point
- Cook Islands and Tonga – introspective



# Sector Documents - Informal

- Fiji – full of ideas.....
- Kiribati, FSM, Solomon Islands, Vanuatu, RMI – solid and helpful
- Nauru, Niue, Tuvalu – fragments

# Sector Documents - Informal

- Timor Leste – active and determined

# Implications for Analysis (Cautions)

- Different content, sub-sectors, purpose, audience, format, level of detail etc
- From less than 10 to over 200 pages
  - Too high level – smaller documents disappear
  - Too much detail – PNG / Samoa

# Outputs: Inventory Matrix

- Document description
- Vision Challenges Issues
- Two categories of priorities
- Commodities
- Other national documents
- Country information (size, population etc)

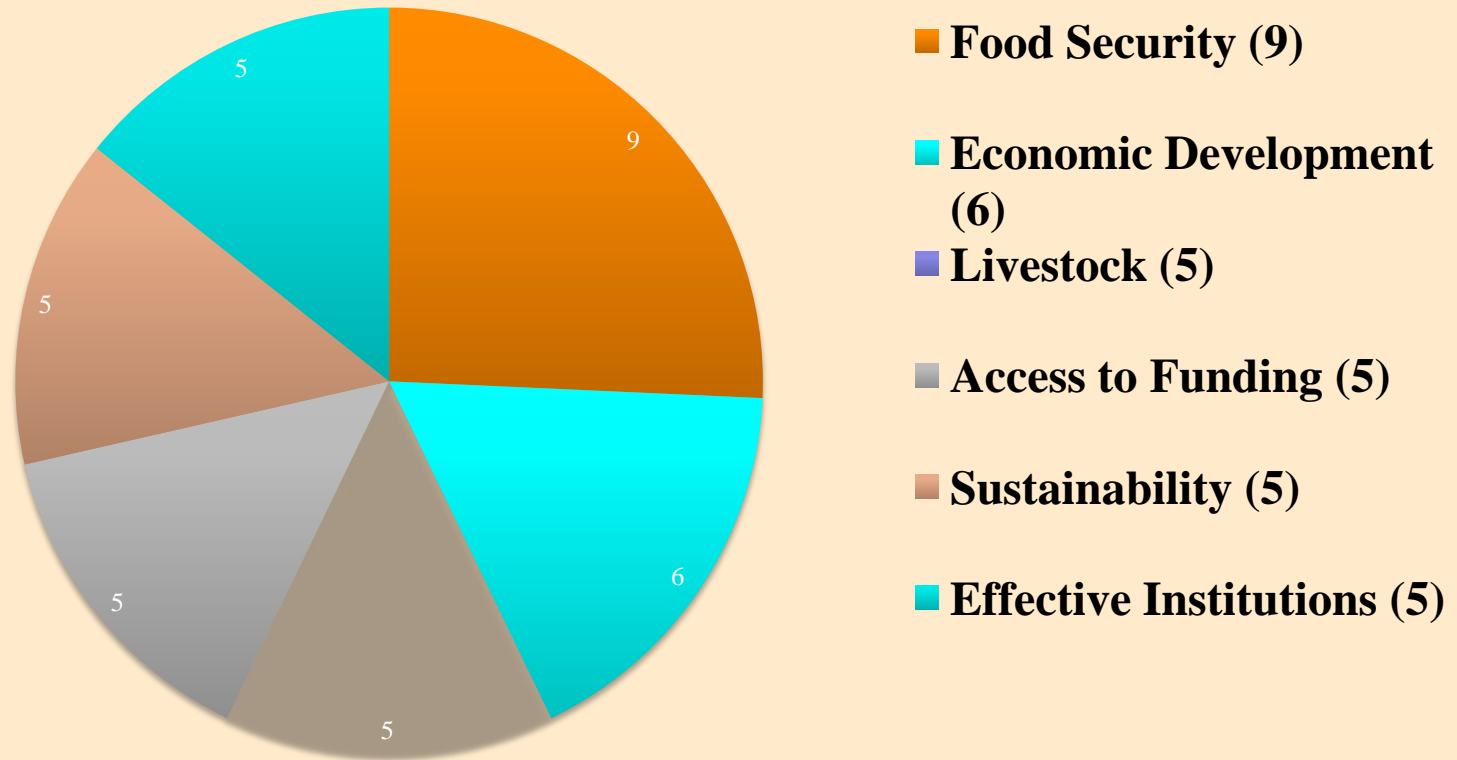
# Outputs: Analysis

- Basic data in Analysis Matrix
- “judgment” used on categories and clustering

# Results

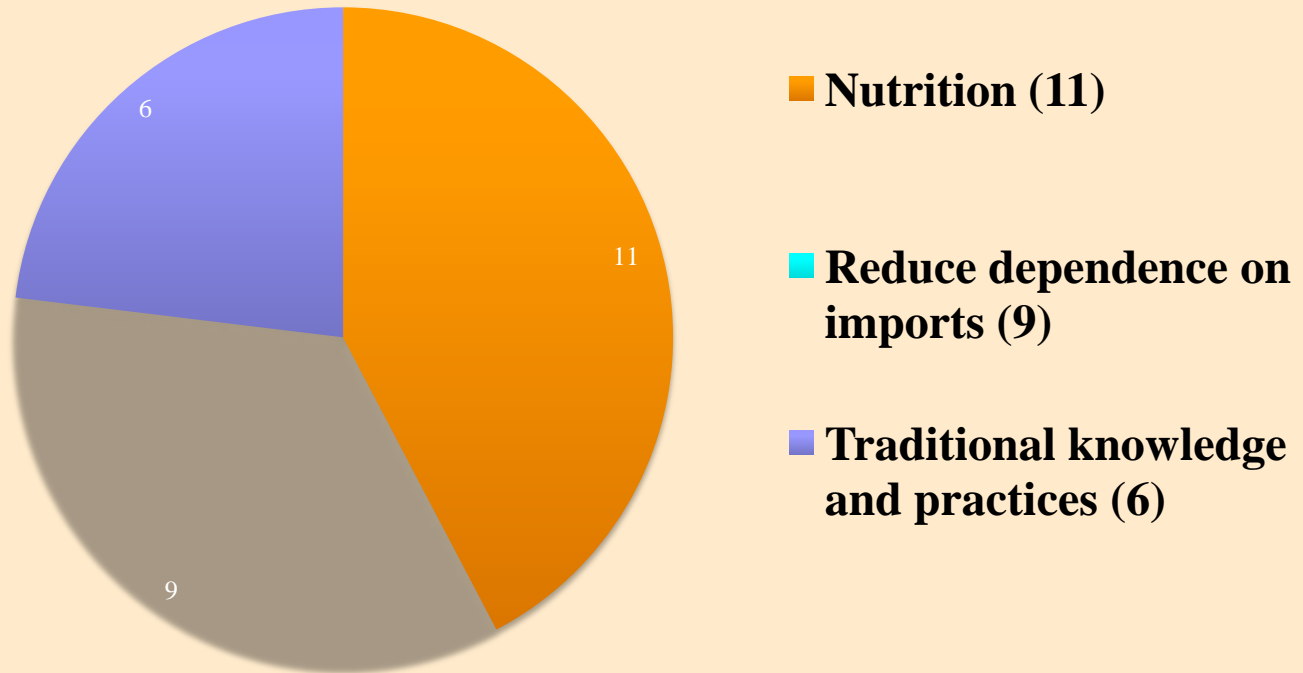
# Common Agriculture Priorities

Figure 2: Common Agriculture Priorities\*



# Food Security – sub categories

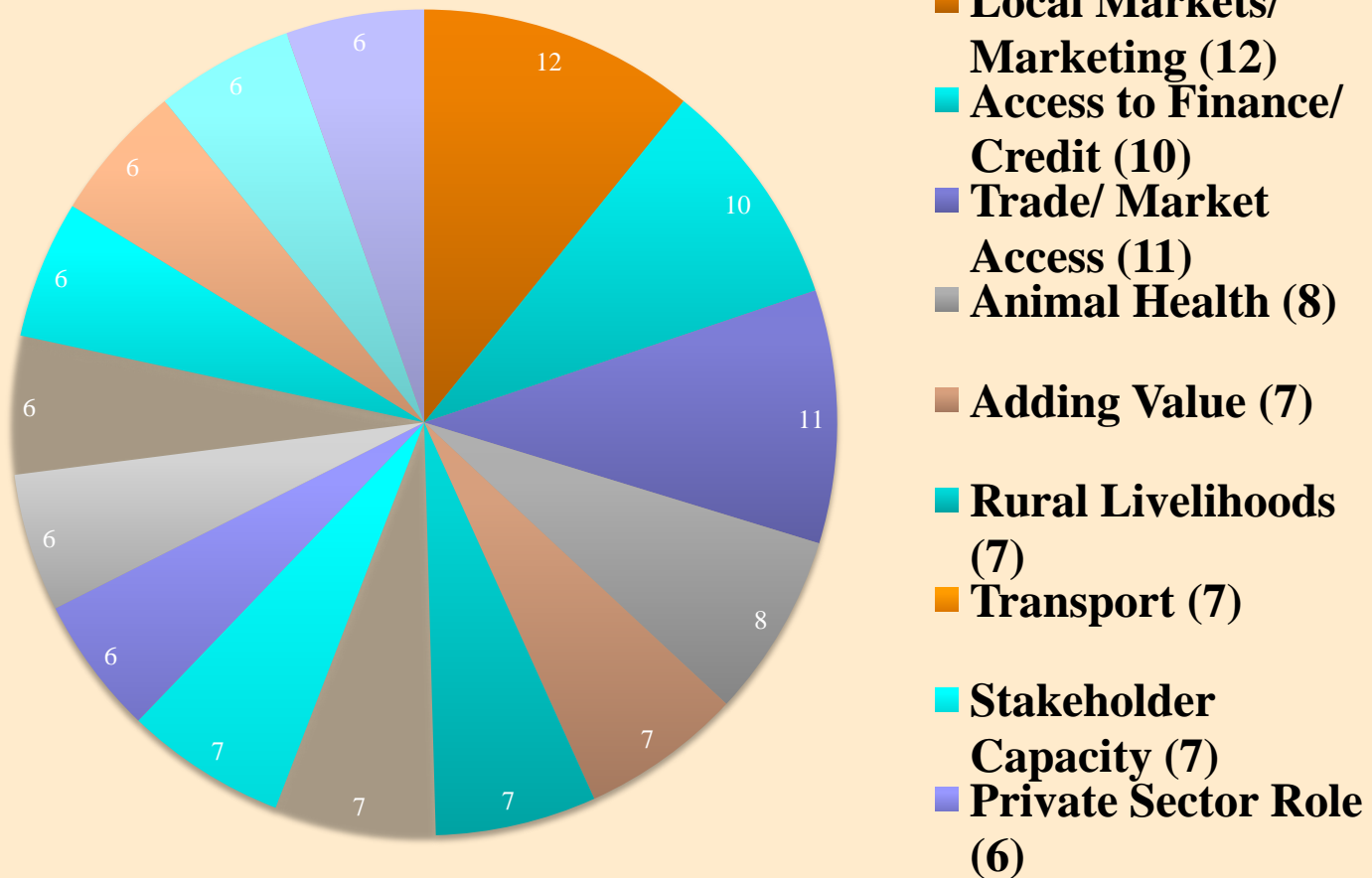
Figure 3: Food Security: Major Sub-Categories\*





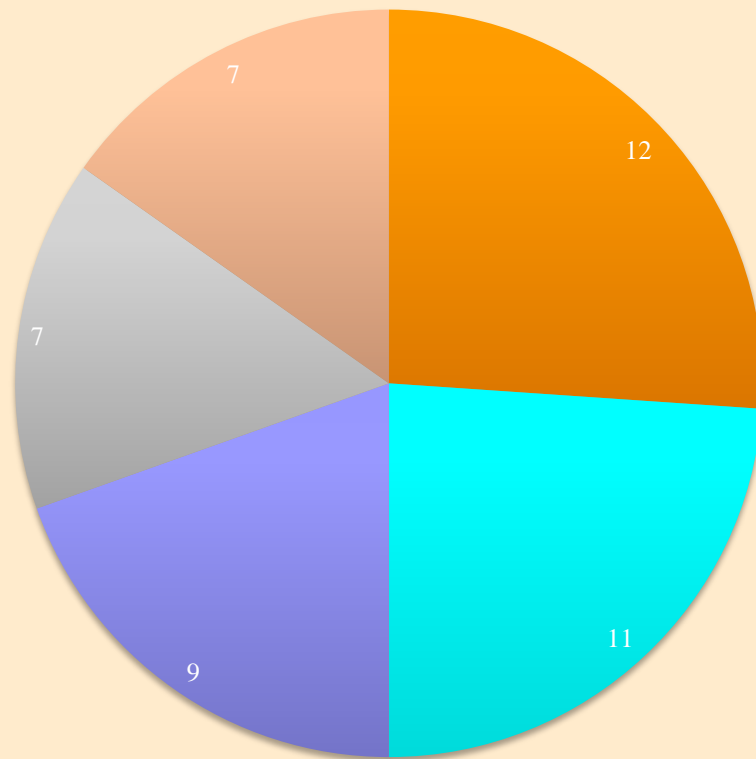
# Economic Development – sub categories

Figure 4: Economic Development: Major Sub Categories\*



# Sustainability – sub categories

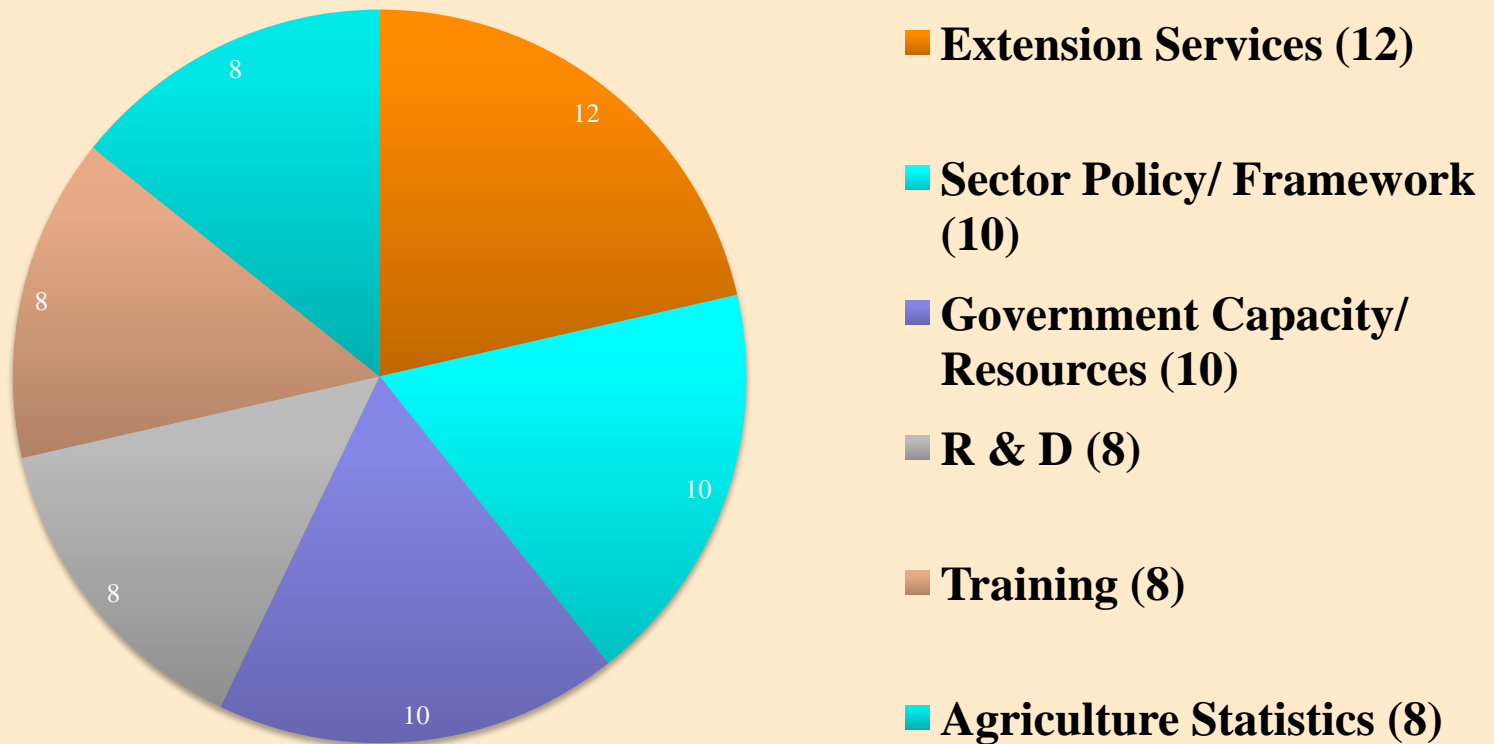
Sustainability: Major Sub-Categories



- **Biosecurity/ Quarantine (12)**
- **Soil (11)**
- **Climate Change (9)**
- **Water (7)**
- **Organic Agriculture (7)**

# Effective institutions – sub categories

Figure 6: Effective Institutions: Major Sub-Categories\*



# Commodities

(13) Coconut

(11) Taro

(10) Fruits and vegetables

(8) Casava

(7) Banana; traditional food crops

(6) Root crops; vanilla

# Commodities 2

(9) Pigs

(8) Chickens

(7) Livestock

(4) Dairy

(7) Aquaculture

# Future work under PAPP?

- Guidance for Sector plans and strategies
- Support for markets
- Agriculture information / stats
- Trade: Niche / organics
- Government / private sector roles

Thank you for your attention