

TONGA AGRICULTURE NMDIs

NATIONAL MINIMUM DEVELOPMENT INDICATORS

NATIONAL BUDGET ALLOCATION

for agriculture & forestry (2015)



LABOUR FORCE

engagement in agriculture & forestry as their main activity (2011)



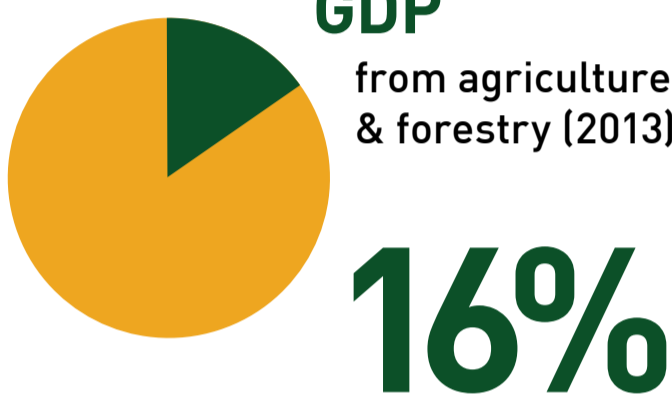
HOUSEHOLD INCOME

from agriculture & forestry activities (2011)




GDP

from agriculture & forestry (2013)



FOOD CPI

annual change in Food CPI (2014)



IMPORTS (2014)

Agriculture & forestry


20%



EXPORTS (2014)

Agriculture & forestry

44%



31% of total land area is used for **AGRICULTURE** (2007)

13% of total land area is occupied by **FORESTS** (2015)

0% Annual rate of **DEFORESTATION** (2010-2015)



For more information on these indicators go to

www.spc.int/nmdi